

FLEXIBLE LANCE DEPLOYMENT UNIT FOR HEAT EXCHANGER CLEANING

14.F.1 – 10/16

Unit to enable safe flexible lancing on heat exchangers up to 2 m dia. for use with 4 mm i/d flexibles but can be adapted for 6 and 8 mm i/d's with optional accessories. It is both a positioning and a safety device and is certified as such (certificate BG No. 99071).

NOTE

Only suitable for Polyflex hoses mentioned below:

i/d 4: Type 2240 D-025 V32 (A-Ø = 7.7 mm)

i/d 6: Type 2240 D-04 V32 (A-Ø = 11.5 mm)







i/d 8: Type 2240 D-05 V32 (A-Ø = 13.3 mm)



Flexible lance deployment unit	Code no.
	04.06025.0001

HAMMELMANN®

FLEXIBLE LANCE DEPLOYMENT UNIT FOR HEAT EXCHANGER CLEANING

Flexible lance deployment unit comprises:	
<p>Connection clamp to attach to the heat exchanger flange. Max. flange thickness 140 mm. (see a)</p>	 <p>b a</p>
<p>Swivel joint pivot with square tube (see b)</p>	 <p>c e</p>
<p>Swivel joint bush with square tube (see c)</p>	 <p>e</p>
<p>„Brake bolt“ for swivel joint (see e)</p>	<p>e</p>
<p>Telescopic arm (see d)</p>	 <p>d</p>
<p>Guide rollers for flexible lance 4 mm i/d (see f)</p>	 <p>f g</p>
<p>Protection piece to thread the flexible lance (see g)</p>	 <p>g</p>

FLEXIBLE LANCE DEPLOYMENT UNIT FOR HEAT EXCHANGER CLEANING

14.F.3 – 10/16

Flexible lance deployment unit comprises:

Guide frame
(see h)



Optional accessories

(not included in the unit)

Description	Code no.	
Bolt on plate for fixing to heat exchanger flanges above 140 mm thickness.	04.01630.0010	
Protection piece 1 m long, can be shortened to required lengths (see g)	04.03578.0002	
Guide rollers for 6 mm i/d lance (see f)	04.03595.0018	
Guide rollers for 8 mm i/d lance (see f)	04.03595.0019	

HAMMELMANN®